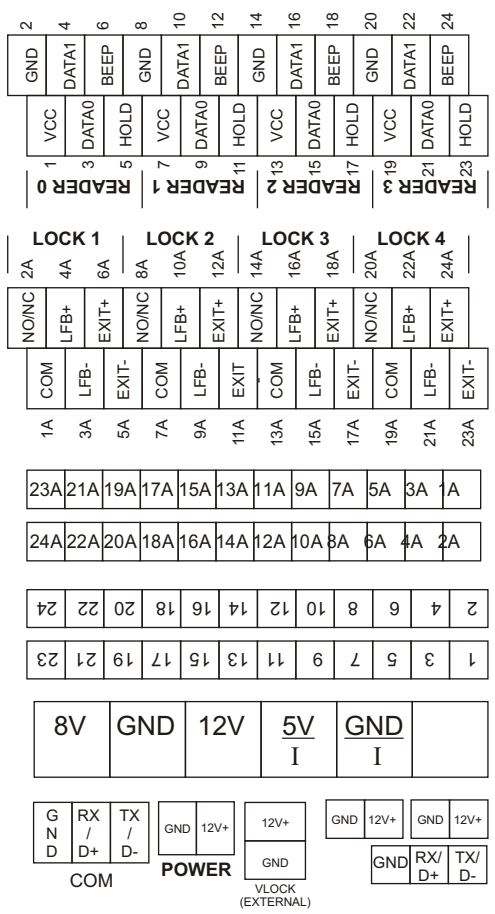
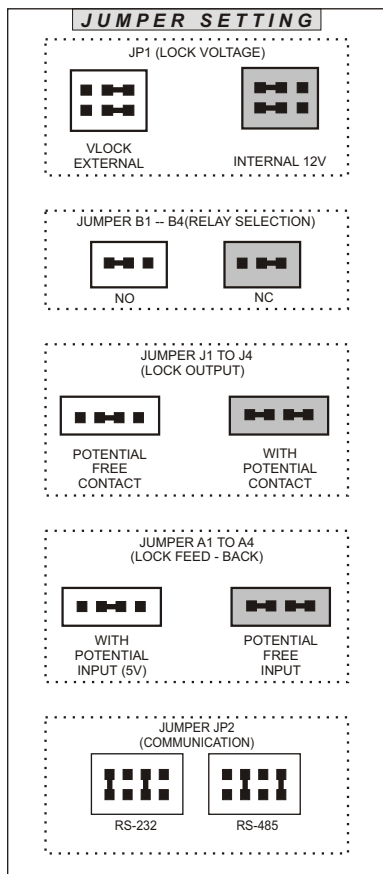
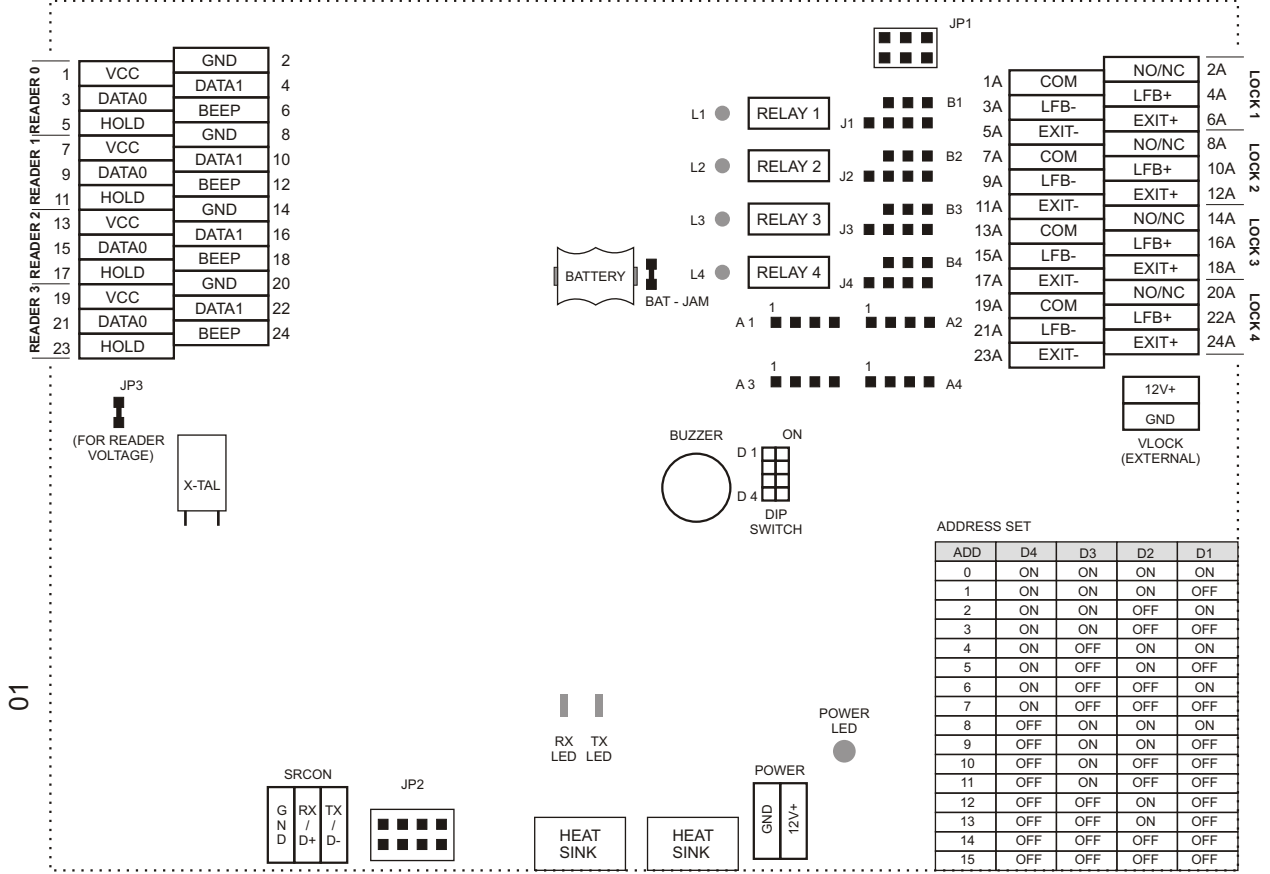


TERMINATION DIAGRAM FOR CHECKMATE XT V2(PCB)



FORTUNA MicroSMART READER

- 1 - V DC (8V) (BLACK)
- 2 - GND (BROWN)
- 3 - TX (RED)
- 1 - RX (BLACK)
- 2 - DATA 1 (BROWN)
- 3 - DATA 0 (RED)
- 4 - BEEP CNTRL (ORANGE)
- 5 - HOLD (YELLOW)

FORTUNA MicroPROX READER

- 1 - V DC (8V) (BLACK)
- 2 - GND (BROWN)
- 3 - CARD PRESENT (RED)
- 4 - DATA 0 (BLACK)
- 5 - DATA 1 (BROWN)
- 6 - HOLD (RED)
- 7 - LED CNTRL (ORANGE)
- 8 - BEEP CNTRL (YELLOW)

HID WIEGAND READER

- RED = 5.0-16.0 VDC
- BLK = GND
- GRN = DATA 0/DATA
- WHT = DATA 1/CLOCK
- DRAIN = SHIELD GND
- ORN = GRN LED
- BRN = RED LED
- YEL = BEEP CNTRL
- BLU = HOLD
- VIO = CARD PRESENT

